

Distributed by:



A Sime Darby Motors Company

Business and Commercial Fleet Customers?

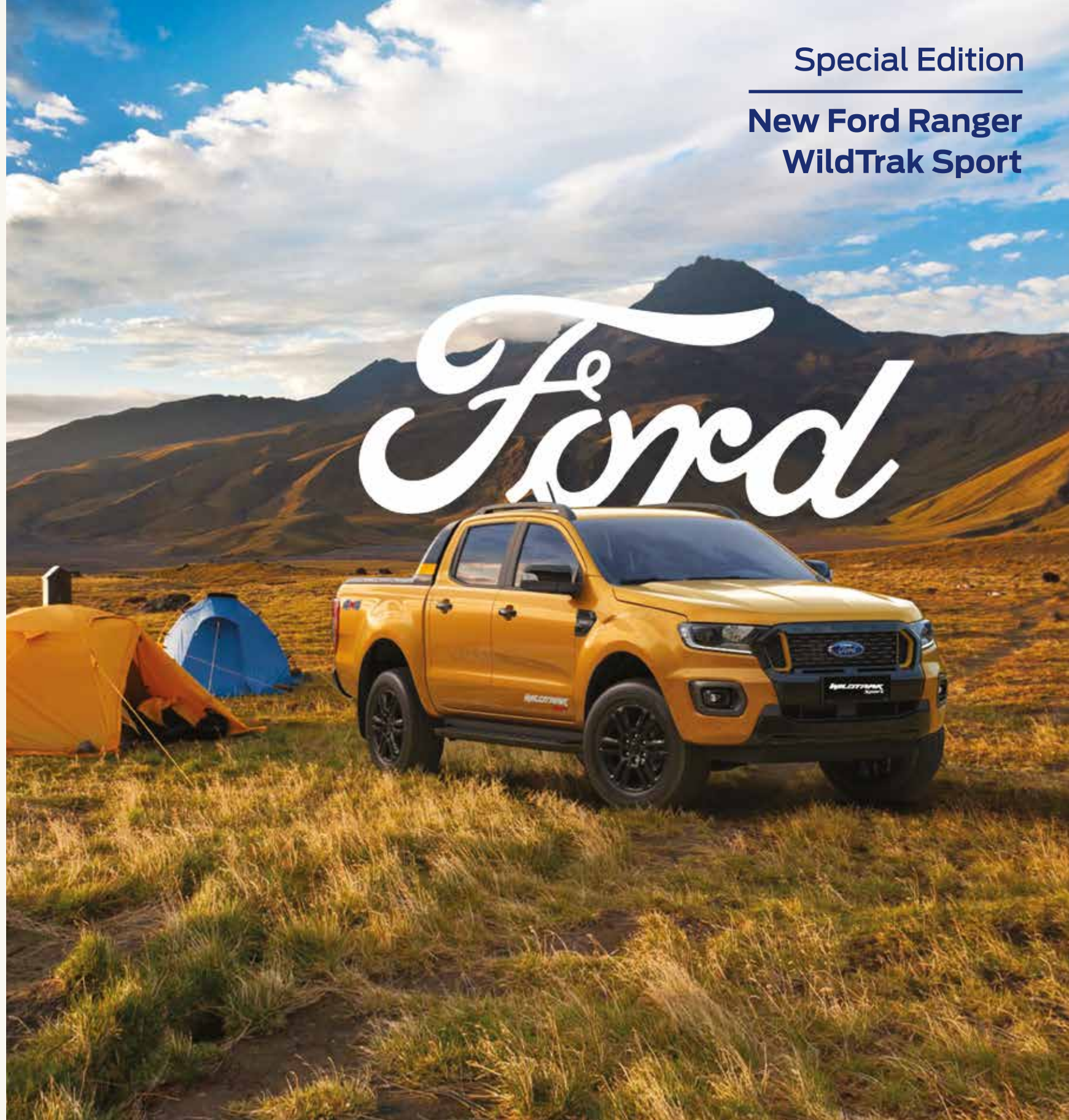
The Ford portfolio is growing rapidly across the Asia Pacific Region, see your local Ford dealer or call us for details today @ 1 300 383 181

For more information, visit www.sdacford.com.my

Illustration, descriptions and specifications. This catalogue was correct at the time of going to print. However, Ford policy is one of continuous product development. The right is reserved to change specifications, colours and prices of the models and items illustrated and described in this publication at any time. For the latest details always consult your Ford Dealer. **Optional equipment.** Throughout this publication, wherever a feature is described as being an 'Option' or 'Optional Fitment/Pack', etc., you should assume that it will be at extra cost to the base vehicle, unless specifically stated to the contrary. All models and colour combinations are subject to availability in the market. **Note.** Some images portrayed are of a pre-production model and/or are computer generated, therefore, the design/features on the final version of the vehicle may differ in various aspects. In addition, some of the features shown on the vehicles may be optional. **Note.** This brochure contains both original Ford accessories as well as a range of carefully selected products from our suppliers, which are featured under their own brands. All supplier branded products are subject to warranty terms defined by the relevant suppliers and do not lie within the responsibility of Ford. **Note.** The Bluetooth® trademark and logos are owned by the Bluetooth SIG, Inc. and any use of such marks by Ford Motor Company is under license. Other trademarks and trade are those of their respective owners.

Authorised Dealer

2021/11



Special Edition New Ford Ranger WildTrak Sport

LIVE THE
RANGER LIFE
Ford

The Machine For Making Memories

Living life to its fullest takes you places: from back-breaking loads to punishing terrains. But the greatest adventures could also be found in the little things, like the daily commutes you take with your family. Regardless, you need a machine that's up for the task. That's why the Ford Ranger WildTrak Sport is built to take on all kinds of lifestyles, so that you can take on life.



Design

A New Take On Adventure

The design of the New Ranger WildTrak Sport introduces a bold new front grille and freshened interior. New features make life easier, including our first and only in-class Easy Lift Tailgate for effortless loading and unloading.



Light and Easy

With an impressive 800mm water wading and heavy towing capacity, the Ranger WildTrak Sport makes heavy-duty tasks at hand seem light and easy.



Black Alloy Wheels



Illuminated Front Scuff Plate



New Front Grille



Black Door Handles



WildTrak Sport Emblem



Easy Lift Tailgate

Demand and You'll Receive

Ranger WildTrak Sport is equipped with a 10-speed automatic transmission and refined 2.0L Bi-Turbo engine for you to take on demanding tasks and your everyday adventures, without compromising efficiency.



POWER

213PS

TORQUE

500Nm



Let the Torque Do the Talking

Ranger WildTrak Sport first and only in-class 2.0L Bi-Turbo diesel engine is a stroke of genius. Two turbochargers work independently to deliver extra torque on demand.



Shift-On-The-Fly

Move effortlessly between 2WD and 4WD high mode or low mode.



Swift and Unsubtle Power

Ford's first and only in-class 10-speed automatic transmission is a revolution in performance, delivering more power, more torque, and more accurate, swifter gear changes. Plus, it's more durable and efficient too.

Outsmart the Rest

The Ranger WildTrak Sport is full of smart features you might not expect to find in a truck. What's not surprising is how these intuitive and responsive technologies elevate your driving experience and with more capabilities than ever.



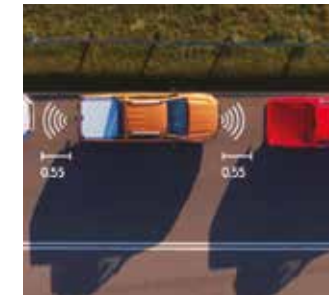
Safety First, Second and Third

Ranger WildTrak Sport's reinforced safety cell is supplemented with the protection of 6 airbags, including side and curtain airbags. Combined with the comprehensive Electronic Stability Control programme and driver-assist technologies that help mitigate risks and keep you in your lane, your Ranger is safer than ever.



Adaptive Cruise Control*

Forget having to turn your cruise control on and off as traffic conditions change. Adaptive Cruise Control scans traffic and adjust speed automatically. When traffic slows down, the Ranger WildTrak Sport slows down too. When traffic clears, the vehicle returns to your pre-set speed.

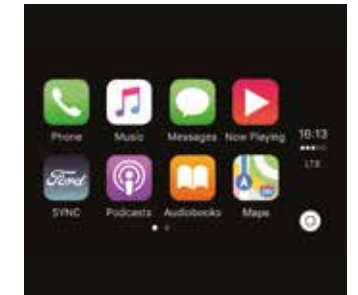


Semi-Automatic Parallel Parking*

Not everyone loves to parallel park. But what if we designed a truck that not only helps you find the right size parking space by scanning the surrounding area, but also automatically steers itself in for a perfect park? Ford Ranger's first and only in-class Semi-Automatic Parallel Parking makes city driving even easier.



Scan to view video



SYNC®3

SYNC®3 delivers next-level connectivity to your busy life with great features, including Apple CarPlay, Android Auto, and AppLink™ compatibility. The 8-inch touchscreen display unit with Bluetooth, voice recognition and navigation support smartphone-like functionalities that make travelling in a Ranger WildTrak Sport a pleasure.



Scan to view video

*Warning: Driver-assist features are supplemental and do not replace the driver's attention, judgement and need to control the vehicle. May not operate in some driving and road conditions (including at certain speeds) or adverse weather.

Safety

Rest Assured

The Ranger WildTrak Sport loaded with advanced safety features to keep you and your passengers safe.



Lane Departure Warning & Assist*

Keeps your vehicle from drifting away from the travel lane and alerts you with a vibration on your steering wheel and assist you back into your lane.



Forward Collision Warning*

When you get too close to the vehicle ahead, Forward Collision Warning triggers an audible and visual warning. Brake support simultaneously kicks in to pre-charge and increase brake assist sensitivity to provide full responsiveness when you brake.



Scan to view video



Traction Control System

Sensors individually monitor each wheel for speed and slip, and automatically brake and increase torque when needed to maximize grip and help avoid wheel spin.



Rollover Mitigation

Helps prevent the vehicle from getting into a roll-over situation.



Scan to view video



Hill Launch Assist

No more roll-back when starting or reversing uphill. Brake pressure is held for three seconds after you release the brake and press the accelerator.

*Warning: Driver-assist features are supplemental and do not replace the driver's attention, judgement and need to control the vehicle. May not operate in some driving and road conditions (including at certain speeds) or adverse weather.

Safety



Autonomous Emergency Braking (AEB)*

The first in-class feature detects pedestrians and vehicles, and automatically applies the brakes to help minimise a collision at up to 60km/h.



Scan to view video



Rearview Camera and Sensors

Parking couldn't be easier, even in crowded cities. From your higher seating, the Rearview Camera gives you a clear vision of what's behind you, while front and rear parking sensors help you park in any type of space with confidence.

Built for Big Things

With a 1,000kg payload and 3,500kg towing capacity, you can confidently take on the biggest jobs. Ranger WildTrak Sport's Electronic Stability Control provides greater control by adapting the vehicle to handle the changing force from the loads while you're driving.



*Warning: Driver-assist features are supplemental and do not replace the driver's attention, judgement and need to control the vehicle. May not operate in some driving and road conditions (including at certain speeds) or adverse weather.



Specification Sheet for Ranger (WildTrak Sport)

2.0L WildTrak Sport Automatic 4x4 High Rider	
ENGINE	
Type	Diesel (I4) with Bi-Turbo
Displacement	c.c. 1996
Power	kW (PS) @ rpm 156.7 (213) @ 3750
Torque	Nm @ rpm 500 @ 1750 - 2000
Fuel Supply System	Commonrail Direct Injection
TRANSMISSION & CHASSIS	
Transmission Type	10-Speed Automatic with SelectShift
Electronic Shift-on-the-fly (ESOF)	Standard
Front Suspension	Double Wishbone with Coil Spring
Rear Suspension	Leaf Spring
Front Brake	Ventilated Disc
Rear Brake	Drum
Differential Type	e-Locking Rear Differential
Steering System	Rack & Pinion
Tyres & Wheels	265/60 R18, Alloy
DIMENSIONS	
Overall Length	(mm) 5426
Overall Width (Exclude Side Mirror)	(mm) 1860
Overall Height	(mm) 1848
Wheelbase	(mm) 3220
Ground Clearance	(mm) 237
Front Track	(mm) 1560
Rear Track	(mm) 1560
Cargo Bed Length	(mm) 1549
Cargo Bed Width	(mm) 1560
Cargo Bed W.Whl Arch	(mm) 1139
Cargo Bed Open T/Gate	(mm) 1330
Cargo Bed Loading Height	(mm) 801
Cargo Bed Depth	(mm) 511
Kerb Weight	(kg) 2156
Gross Weight	(kg) 3200
Fuel Tank Capacity	(Litres) 80
EXTERIOR FEATURE	
Front Grille	WildTrak Scheme
Bumpers	Body Coloured
Headlamps with Manual Leveling	Automatic LED Projector
Daytime Running Light (DRL)	LED
Fog Lamps	Front LED & Rear
Wiper System	Rain Sensing
Wing Mirror	Power Adjustable & Foldable, Puddle Lamps with Turning Indicators
Side Steps	Standard
Bedliner	Standard
Sport Bar	Standard
Front Parking Sensor	Standard
Rear Parking Sensor	Standard
Roof Rails	Standard
12V Socket (Cargo Bed)	Standard
Easy Lift Tailgate	Standard
Cargo LED Light	Standard
INTERIOR FEATURE	
Cruise Control	Adaptive
Steering Wheel	Leather with Control Switches
Power Assisted Steering	Electric (EPAS)
Audio System	8" Touchscreen Display Headunit with Bluetooth, Voice Recognition, Navigation, 2x USB & 6 Speakers
Windscreen Mounted USB	1x USB

2.0L WildTrak Sport Automatic 4x4 High Rider	
INTERIOR FEATURE	
SYNC®	SYNC®3
Apple CarPlay & Android Auto	Support
Rear View Mirror	Auto Dimming
Climate Control	Automatic Dual Zone
12V Socket (Front)	Standard
Power Windows	Standard with Driver 1 - Touch Up/Down
Driver Seat	6-Way Power Adjustable Seat
Passenger Seat	2-Way Manual Adjustable Seat
Seat Material	WildTrak Premium Leather
Remote Central Locking	Standard
Keyless Entry with Push-Start Button (PEPS)	Standard
TFT Cluster Display	Dual 4"
Cooled Console	Standard
230V AC Outlet (150W)	Standard
SAFETY & SECURITY	
Airbags (Driver & Front Passenger)	Standard
Airbags (Sides & Curtains)	Standard
Rear View Camera	Standard
Tailgate Lock	Standard
Volumetric Burglar Alarm System	Standard
Immobilizer	Standard
ISOFIX	Standard
Antilock Braking System (ABS)	Standard
Electronic Brake Force Distribution (EBD)	Standard
Electronic Stability Control (ESC) with Traction Control	Standard
Emergency Brake Assist (EBA)	Standard
Hill Descent Control (HDC)	Standard
Hill Launch Assist (HLA)	Standard
Rollover Mitigation (ROM)	Standard
Trailer Sway Control (TSC)	Standard
Adaptive Load Control (ALC)	Standard
Forward Collision Warning (FCW)	Standard
Lane Departure Warning & Assist	Standard
Semi Automatic Parallel Parking (SAPP)	Standard
Autonomous Emergency Braking (AEB) with Vehicle & Pedestrian Detection	Standard
MyKey®	Standard
STRENGTH & BREADTH OF CAPABILITIES	
Cargo Bed Volumetric Capacity	(cu.mtr) 1.18
Maximum Payload	(kg) Up to 1000
Towing Capacity	(kg) Up to 3500
Water Wading Depth	(mm) 800
Angle of Approach (Curb)	(degree) 29.4
Angle of Departure (Curb)	(degree) 22
Rampover Angle (Curb)	(degree) 21.5
COLOUR	



Saber



Absolute Black