

Distributed by:



A Sime Darby Motors Company

Sime Darby Auto Connexion 198101002488 (68602-v)

Business and Commercial Fleet Customers?

The Ford portfolio is growing rapidly across the Asia Pacific Region, see your local Ford dealer or call us for details today @ 1 300 383 181

For more information visit www.sdacford.com.my

Illustration, descriptions and specifications. This catalogue was correct at the time of going to print. However, Ford policy is one of continuous product development. The right is reserved to change specifications, colours and prices of the models and items illustrated and described in this publication at any time. For the latest details always consult your Ford Dealer. **Optional equipment.** Throughout this publication, wherever a feature is described as being an 'Option' or 'Optional Fitment/Pack', etc., you should assume that it will be at extra cost to the base vehicle, unless specifically stated to the contrary. All models and colour combinations are subject to availability in the market. **Note.** Some images portrayed are of a pre-production model and/or are computer generated, therefore, the design/features on the final version of the vehicle may differ in various aspects. In addition, some of the features shown on the vehicles may be optional. **Note.** This brochure contains both original Ford accessories as well as a range of carefully selected products from our suppliers, which are featured under their own brands. All supplier branded products are subject to warranty terms defined by the relevant suppliers and do not lie within the responsibility of Ford. **Note.** The Bluetooth® trademark and logos are owned by the Bluetooth SIG, Inc. and any use of such marks by Ford Motor Company is under license. Other trademarks and trade are those of their respective owners.

Authorised Dealer

2022/03

Special Edition New Ford Ranger XLT Plus

Ford



LIVE THE
RANGER LIFE
Ford



The Extra For Those Who Go The Extra Mile

The Ford Ranger XLT Plus Special Edition is ready to take on anything, rain or shine. Like you, it was built to see through all kinds of action. And the Special Edition now comes with a refreshed look befitting your character.

Go the Extra Mile... and Beyond

The Ranger XLT Plus Special Edition is equipped with a first and only in-class 10-Speed Automatic Transmission.



2.0L
Single VGT

POWER
180PS

TORQUE
420Nm

10-Speed
Automatic Transmission



Shift-On-The-Fly

Move effortlessly between 2WD and 4WD high mode or low mode.



Extra Power

The Ranger XLT Plus Special Edition's refined 2.0L Single VGT diesel engine offers impressive power and torque. You get a more durable and efficient machine overall.



Built to Carry Extra

Ranger XLT Plus Special Edition's huge towing capacity make light work of any challenge. With up to 1,000kg payload and 3,500kg towing capacity, you can confidently take on the biggest of jobs. Its Electronic Stability Program provides greater control by adapting the vehicle to handle the changing force from the loads you're carrying.

Getting Extra Looks

Bold, forward-looking, powerful. Leaders make statements and the Ranger XLT Plus Special Edition's enhanced exterior features make quite a few of them.



Light and Easy

With an impressive 800mm water wading and heavy towing capacity, the Ranger XLT Plus Special Edition makes heavy-duty tasks at hand seem light and easy.



New Front Grille



New Fender Flare



New Sports Bar



Illuminated Scuff Plate



DVR Camera


Extra Assurance

The Ranger XLT Plus Special Edition loaded with advanced safety features to keep you and your passengers safe.



Hill Descent Control

Hill Descent Control uses the brake system to take you downhill at a safe and steady pace.



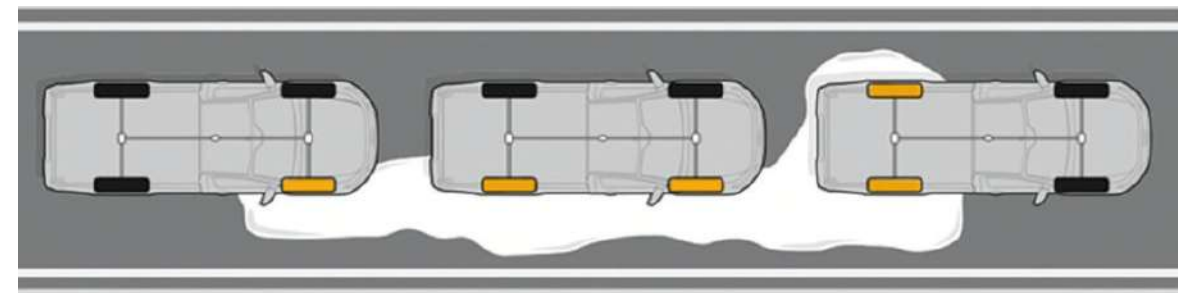
Rollover Mitigation

Helps prevent the vehicle from getting into a roll-over situation.



Hill Launch Assist

No more roll-back when starting or uphill. Brake pressure is held for three seconds after you release the brake and press the accelerator.



Traction Control System

Sensors individually monitor each wheel for speed and slip, and automatically brake and increase torque, and needed, to maximize grip and help avoid wheel spin.

*Warning: Driver-assist features are supplemental and do not replace the driver's attention, judgment and need to control the vehicle. May not operate in some driving and road conditions (including at certain speeds) or adverse weather.

Extra Advantage to Get the Job Done

The Ranger XLT Plus Special Edition is equipped with features that will make your journey (and life!) easier.



Extra Peace of Mind

Keep everything in your sights – the Ranger XLT Plus Special Edition now comes with a DVR camera so you can record all your road adventures!



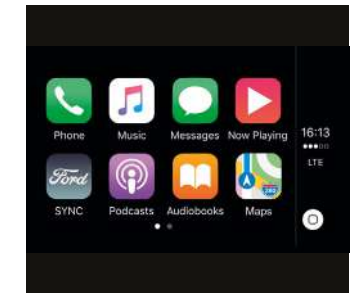
Easy Lift Tailgate

Operating the tailgate shouldn't be an obstacle especially when juggling heavy loads. Closing and opening the tailgate is now made easy, as it can be closed with a mere lift of a finger.



Keyless Entry with Push-Start Button

With one foot on the brake and a finger on the Start button, you're ready to take on the day!



SYNC®3

SYNC®3 delivers next-level connectivity to your busy life with great features, including Apple CarPlay, Android Auto, and AppLink™ compatibility. The 8-inch touchscreen display unit with Bluetooth, voice recognition and navigation support smartphone-like functionalities that make travelling in a Ranger XLT Plus Special Edition a pleasure.

Specification Sheet for Ranger XLT Plus (Special Edition)

		2.0L XLT Plus
		4x4 High Rider
ENGINE		
Type		Diesel (14) with VGT
Displacement	c.c.	1996
Power	kW (PS) @ rpm	132.4 (180) @ 3500
Torque	Nm @ rpm	420 @ 1750 - 2500
Fuel Supply System		Commonrail Direct Injection
TRANSMISSION & CHASSIS		
Transmission Type		10-Speed Automatic with SelectShift
Electronic Shift-on-the-fly (ESOF)		Standard
Front Suspension		Double Wishbone with Coil Spring
Rear Suspension		Leaf Spring
Front Brake		Ventilated Disc
Rear Brake		Drum
Differential Type		Limited Slip Differential
Steering System		Rack & Pinion
Tyres & Wheels		265/60 R18, Alloy
DIMENSIONS		
Overall Length	(mm)	5426
Overall Width (Exclude Side Mirror)	(mm)	1860
Overall Height	(mm)	1848
Wheelbase	(mm)	3220
Ground Clearance	(mm)	237
Front Track	(mm)	1560
Rear Track	(mm)	1560
Cargo Bed Length	(mm)	1549
Cargo Bed Width	(mm)	1560
Cargo Bed W.Whl Arch	(mm)	1139
Cargo Bed Open T/Gate	(mm)	1330
Cargo Bed Loading Height	(mm)	801
Cargo Bed Depth	(mm)	511
Kerb Weight	(kg)	2090
Gross Weight	(kg)	3200
Fuel Tank Capacity	(Litres)	80
EXTERIOR FEATURE		
Front Grille		Black
Front Bumper		Body Colour with Silver Bumper
Rear Bumper		Chrome
Headlamps with Manual Leveling		Standard with Automatic LED Projector
Daytime Running Light (DRL)		LED
Fog Lamps		Front & Rear
Wiper System		Rain Sensing
Wing Mirror		Power Adjustable & Foldable with Turning Indicators
Side Steps		Standard
Bedliner		Standard
Sports Bar		New
Rear Parking Sensor		Standard
Easy Lift Tailgate		Standard
Cargo LED Light		Standard
Fender Flare		New
INTERIOR FEATURE		
Cruise Control		Standard with Speed Limiter
Steering Wheel		Leather with Control Switches
Power Assisted Steering		Electric (EPAS)
Audio System		8" Touchscreen Display Headunit with Bluetooth, Voice Recognition, 2x USB & 6 Speakers
SYNC®		SYNC®3
Apple CarPlay & Android Auto		Support

		2.0L XLT Plus
		4x4 High Rider
TFT Cluster Display		Dual 4"
INTERIOR FEATURE		
Rear View Mirror		Standard
Climate Control		Automatic Dual Zone
12V Socket (Front)		Standard
Power Windows		Standard with Driver 1-Touch (Up and Down)
Driver Seat		4-Way Manual Adjustable Seat
Passenger Seat		2-Way Manual Adjustable Seat
Seat Material		Leather
Remote Central Locking		Standard
Keyless Entry with Push-Start Button (PEPS)		Standard
Illuminated Scuff Plate		Standard
DVR Camera		Front and Rear
SAFETY & SECURITY		
Airbags (Driver & Front Passenger)		Standard
Rear View Camera		Standard
Volumetric Burglar Alarm System		Standard
Immobilizer		Standard
ISOFIX		Standard
Antilock Braking System (ABS)		Standard
Electronic Brake Force Distribution (EBD)		Standard
Electronic Stability Control (ESC) with Traction Control		Standard
Emergency Brake Assist (EBA)		Standard
Hill Descent Control (HDC)		Standard
Hill Launch Assist (HLA)		Standard
Rollover Mitigation (ROM)		Standard
Trailer Sway Control (TSC)		Standard
Adaptive Load Control (ALC)		Standard
MyKey®		Standard
STRENGTH & BREADTH OF CAPABILITIES		
Cargo Bed Volumetric Capacity	(cu.mtr)	1.18
Maximum Payload	(kg)	Up to 1000
Towing Capacity	(kg)	Up to 3500
Water Wading Depth	(mm)	800
Angle of Approach (Curb)	(degree)	29.4
Angle of Departure (Curb)	(degree)	22
Rampover Angle (Curb)	(degree)	21.5

COLOUR


Aluminium Metallic



Lighting Blue



Artic White



Meteor Grey



Absolute Black

*Actual vehicle colour may differ from image shown.